NOTA:
1. Proiectul a fost intocmit in conformitate cu urmatoarele date:
– date program elaborate de R.C.F. IASI;
– studiu geotehnic executat de S.C. GEO–SERV S.R.L.;
– plan special executat de S.C.VIO–TOP SRL;
– studiu INMH act nr.1114/28.01.2000;
– dispozitie generala P03;
2. Inaltimea libera de scurgere a apei pe sub pod, la debitul de calcul cu asigurea de 1% este de 75,0cm;
3. La executia dalelor se vor prevedea rosturi de lucru care se vor mata cu bitum;
4. Corectia albiei se va face din amonte spre aval cu o panta longitudinala de 1,5% avind sectiunea trapezoidala cu taluz 1:1. Racordarea cu taluzul 2:3 se va face pe o lungime de 10,0m atit in amonte cit si in aval;
5. Prezentul plan se va corela cu planul de situatie P02;
6. Daca in timpul lucrarilor se vor constata anumite neconcordante intre datele avute in vedere la proiectare si situatia de pe teren, va fi convocat proiectantul pentru adaptarea la noua situatie.

SECTIUNE LONGITUDINALA ALBIE AMONTE
LONGITUDINAL SECTION UPSTREAM BED

SECTIUNE LONGITUDINALA PRIN ALBIE POD KM 290+159
RIVERBED LONGITUDINAL SECTION BRIDGE KM 290+159

SECTIUNE LONGITUDINALA ALBIE AVAL
LONGITUDINAL SECTION DOWNSTREAM BED

sc 1:100

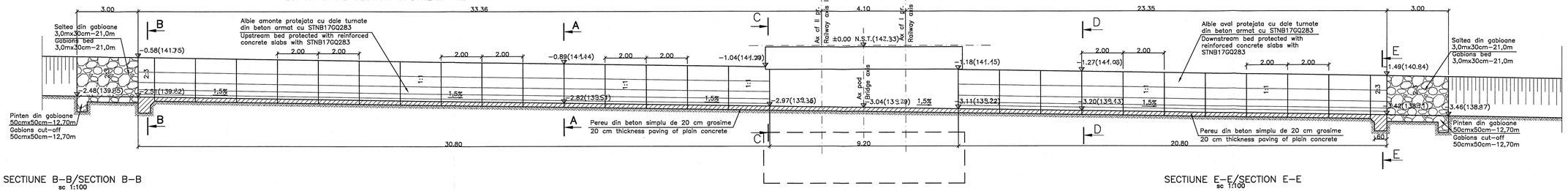

SECTIUNE B–B/SECTION B–B
sc 1:100

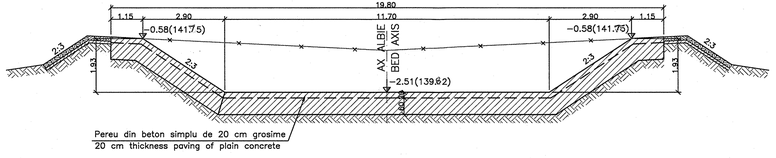

SECTIUNE A–A/SECTION A–A
sc 1:100

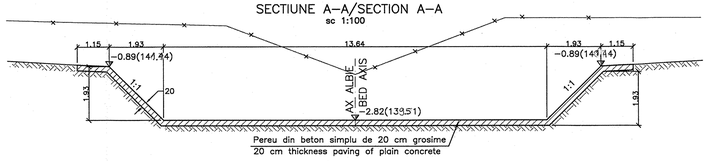

SECTIUNE E–E/SECTION E–E
sc 1:100

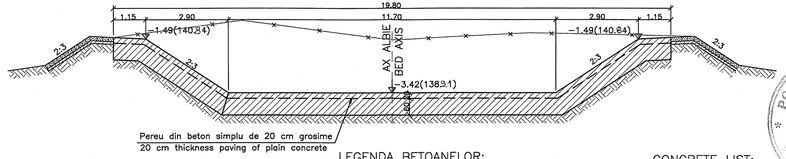

NOTE:
1. This plan has been drawn up on the basis of the following data:
– data elaborated by R.C.F. IASI;
– geotechnical study executed by S.C. GEO–SERV S.R.L.;
– topo studies;
– Hydrological study elaborated by INMH nr.1114/28.01.2000;
– general layout P03;
2. The free waters flowing height under bridge is 75,00cm, at calulus discharge with securement 1%;
3. At slabs execution, will be provided execution joints which have to be filled with bitumen;
4. Riverbed correction will be executed from upstream to downstream with having longitudinal slope 1,5% and trapezoidal section with slope 1:1. The connection with 2:3 slope will be realised upstream and downstream on length 10,0m;
5. This plan will be correlated with site plan P02;
6. If during works execution there will be unconformities between the projecting data and on site situation, the designer will be call out, for the project adaptation at the new situation.

SECTIUNE C–C/SECTION C–C
sc 1:100

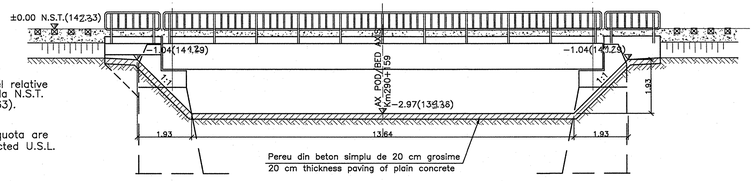

OBSERVATIE:
Cotele de nivel relative sunt raportate la N.S.T. proiectat (141.63).

OBSERVATION:
Relative level quota are related to projected U.S.L. (141.63).

SECTIUNE D–D/SECTION D–D
sc 1:100

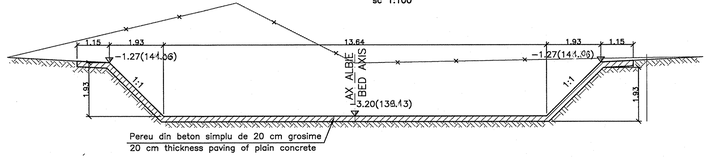

LEGENDA BETOANELOR:

BETON ARMAT IN CANAL PEREAT
C25/30; clasa de expunere XC4+XF3; A/C=0,55; agregate Dnmax31mm; Cement CEM III/A–S32,5; consistenta S2.

BETON SIMPLU DE EGALIZARE
C12/15; clasa de expunere XC4+XF3; A/C=0,55; agregate Dmax31mm; Ciment CEM III/A–S32,5; consistenta S2.

CONCRETE LIST:

REINFORCED CONCRETE IN PAVED CHANNELATOR
C25/30; exposure class XC4+XF3; A/C=0,55; aggregate Dmax31mm; Cement CEM III/A–S32,5; slump S2;

PLAIN CONCRETE FOR LEVELLING
C12/15; exposure class XC4+XF3; A/C=0,55; aggregates Dmax31mm; Cement CEM III/A–S32,5; slump S2.

POPA V. NICOLAE ROMANIA ALPAT 741 B.S. GIIPS PROIECTANT

B			
A			
	Data / Date	Modificare / Modification / Revision	

BENEFICIAR/ BENEFICIARY: ROMANIAN RAILWAY NATIONAL COMPANY
AUTORITATEA DE IMPLEMENTARE/ IMPLEMENTING AUTHORITY: Ministerul Transporturilor / Ministry of Transports
AUTORITATEA CONTRACTANTA / CONTRACTING AUTHORITY: CFCU – Ministerul Economiei si Finantelor Oficiul de Plati si Contractare Phare / Ministry of Economy and Finances Phare Payments &Contracting Office
Contract / Contract: 303/2007
prointec CONSIS PROIECT
Proiect financat de UNIUNEA EUROPEANA / Project financed by EUROPEAN UNION
POS Transport 2007- 2013
Faza / Phase: PTH/DDE TP/DD

Intocmit / Designed	Ing. Nicoleta FLORIAN	Scara / Scale: 1:100	PORTOFOLIU DE PROIECTE PHARE CES 2005 / PHARE CES 2005 PROJECTS PORTFOLIO LOT 1	
Verificat / Checked	Ing.Viorel ALDESCU		Asistenta tehnica pentru pregatirea unor lucrari de reabilitare pentru tuneluri si poduri de cale ferata / Technical assistance for preparing rehabilitation works required by railway tunnels and bridges	
Sef echipa / Team leader	Ing. Stelian Vara-Oros	Data / Date: 05.2009	Denumire desen / Drawing Title: Sucursala RCR/Railway district IASI. Linia cf 500/Railway line 500 Ploiesti-Vicsani Podet / Culvert km 290+159 CORECTIE ALBIE/ RIVERBED ARRANGEMENT	Cod desen / Drawing Code: PT 18 / Nr. / No: 12